



Bank of Palestine Group



Investor FY 2025 Presentation

Updated April 2026

- Bank of Palestine Group & Market Overview
- Vision, Growth Strategy & Capital Plan
- Regional Expansion
- Group Financial Highlights
- Sustainability & ESG

Bank of Palestine (BOP) Overview



Established in 1960, Privately Owned & Publicly Listed Bank using USD as its Main Currency



Diversified Shareholder Base with International Institutional Investors & Strong Ties with Multilateral Development Banks - MDBs



39% Market Share, Largest Network, Leader in SME Lending & Digital Services. Driving Growth across all Segments



Market Potential of 20 M Global Palestinians. USD 500 B - USD 1 T Net Worth



Regional Expansion in UAE, KSA, Egypt and Jordan



Strong Operational Financial Performance Despite Adversity

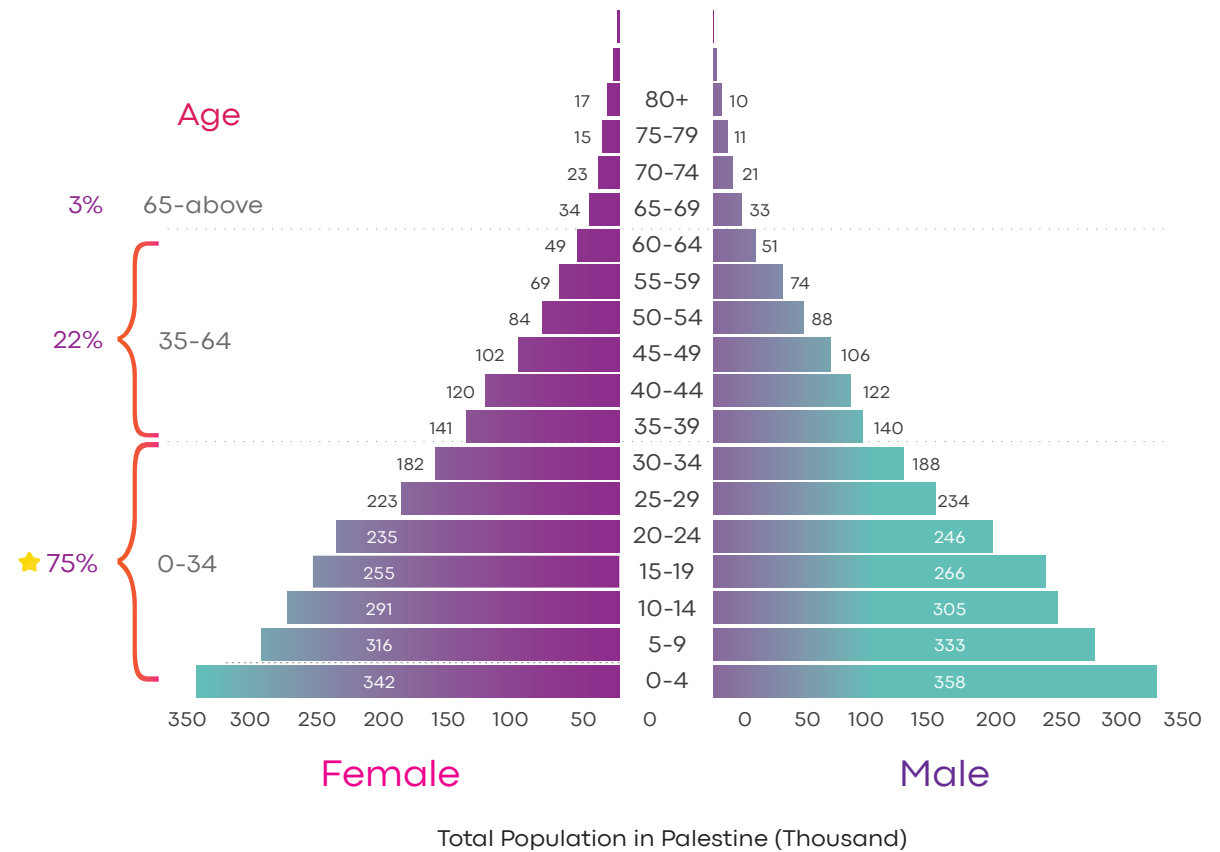
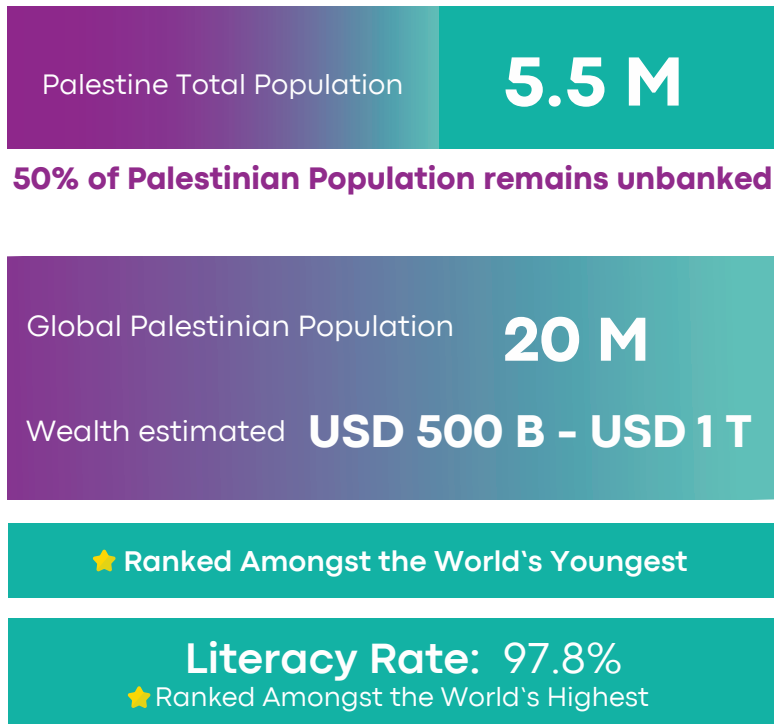


Diversified Board with 44% Gender Equality committed to ESG and Corporate Governance



Poised to play a significant role in Economic Recovery and Reconstruction Efforts Post War

Market Overview –Untapped Growth Potential in Palestine and Worldwide



World Bank projects lifting restrictions could boost GDP by USD 5 Billion annually (30% growth), excluding post-war recovery resources.

Diversified Shareholding Structure

"Renowned Regional and International Institutions"



Number of Shareholders

Up to **5,000**

More than

49%

Institutional Investors

More than

42%

International Investors

*Hashim Shawa shares and the Late Hashim Ata Shawa Orphans Fund's which are under his trusteeship.

*Ownership percentages are updated as of March 26, 2026.

BOP Internationally Renowned

"Impact on the Real Economy"

Euromoney "Awards for Excellence 2025":
"Best Bank in Palestine"



Euromoney "Awards for Excellence 2025":
"Best Bank for Corporate Responsibility in Palestine"



Financial Times "The Banker" Award:
"Best Bank in the World for Financial and Digital Inclusion"



Biggest Lender

USD 4.46 B

in gross loans

Investing in the Real Economy:

Largest SME Portfolio in the Country

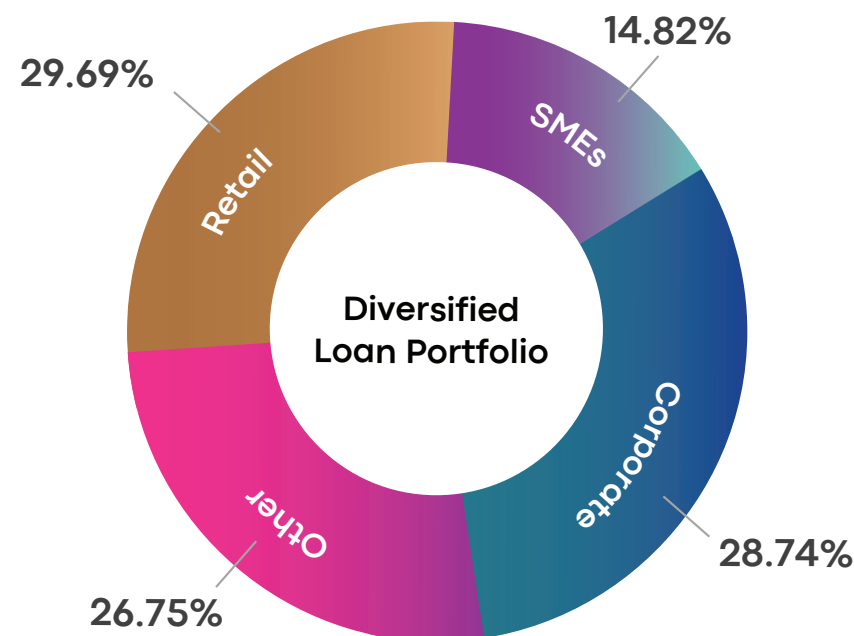
USD 662 M

- Leader in Youth Inclusion
- Leader in Women Inclusion
 - 44% Women at Board Level
 - 34.21% Females in Senior Positions

Consistently Low NPL Ratio

2020	2021	2022	2023	2024	2025
4.90%	4.49%	4.62%	5.21%	4.99%	7.06%

Remarkable Performance Despite Adversity



BOP Group and Strategic Investments

“Inclusion, Impact, Sustainability”

50% Unbanked Population Presents Growth Opportunity Especially Digital and Islamic Banking



- Largest Islamic Bank
- 10% Market Share
- Fastest Growing Islamic Bank



- First E-Wallet and Leader in Digital Payments Targeting the Unbanked
- Preferred Payments Provider for International Humanitarian Organizations
- Partnered with the UN to Strengthen Digital Financial Solutions in Gaza During UNGA 2024



- Leading Brokerage Firm
- Access to International and Regional Markets: USA, UAE, Jordan
- Custody Services



- Mada Telecommunications is a Leader in Broadband Internet in Palestine
- Expands Connectivity in Underserved Areas in West Bank & Gaza



- The only VC in Palestine
- + USD 35 M AUM through 2 funds
- Invested in +40 early – stage tech startups



- Creating a safe working space for entrepreneurs and startups in the West Bank and Gaza
- Helping to foster an innovative ecosystem in Palestine



- Qudra Leads in Solar Energy in Palestine
- Targeting 100 MW for Underserved Communities Power Needs

BOP Group - Trusted Institution of Choice; Locally and Globally



Equity Investment (5.53%)
& SME, Green Loans and
Loan Guarantees \$ 138.8 M



Equity Investment (5%)
SME Loan &
Subordinated Loan \$ 130.1 M



SME Loan &
Loan Portfolio
Guarantee \$ 80 M



Equity Investment (3.92%)
& SME, Women and Trade
Facility \$ 75 M



SME Loan & Portfolio
Guarantee \$ 100 M



SME Loan \$ 10 M



Additional Tier 1 Capital \$ 30 M



Loan Portfolio
Guarantees \$ 118 M



SME Loan &
Subordinated Loan \$ 60 M



Housing Loans \$ 10 M



Equity Investor 1.06%



Loan Guarantee
Program \$ 78 M

- Investments mobilized up to the war

\$ 552 M

- Investments mobilized since the war broke out

\$ 283 M

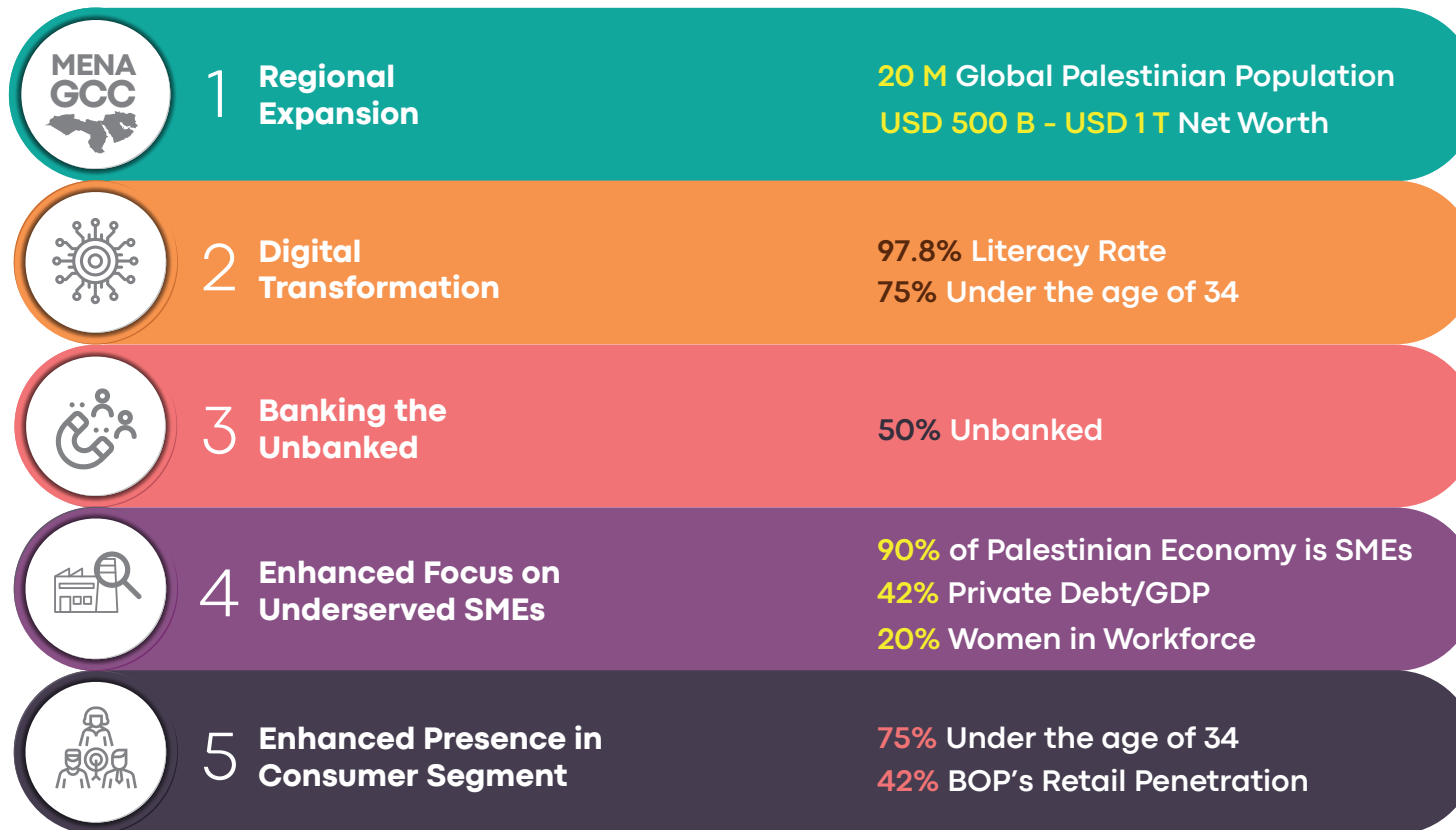
Equity (Primary and Secondary), AT1, Sub
Debt, Credit Lines, Loan Guarantees

Vision, Growth Strategy & Capital Plan

“Positive Growth Outlook: Favorable Demographics & Market Dynamics Supporting BOP Strategy”

Vision A unique, values-based, resilient, forward-thinking financial group on a local and international level with sustainability at its core.

Growth Strategy



Capital Plan

Targeting **USD 100M** in additional equity — with **USD 60M** raised and **USD 40M** needed.

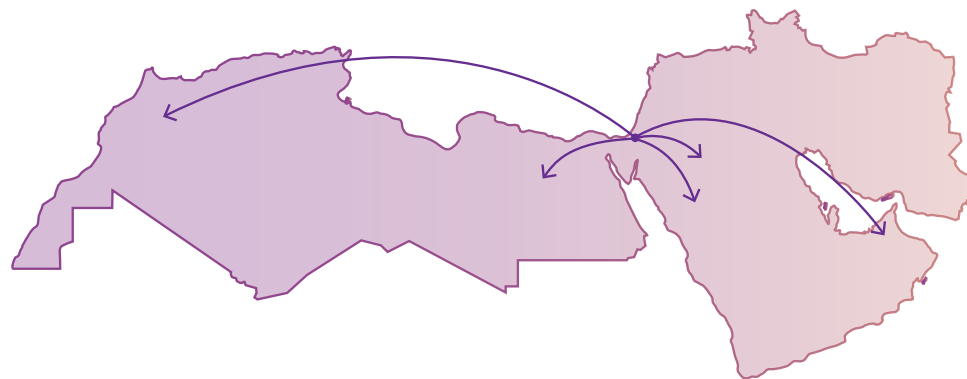
Bank of Palestine Regional Expansion

Abu Dhabi, Riyadh, Cairo & Amman - An integrated Approach leveraging each Hub's offering

Drivers for regional expansion:

- Diversification
- Dubai Representative office launched in 2015.
- Leveraging the 20 million global Palestinian Community & their estimated USD 500 Billion - 1 Trillion wealth into each hub across the region and the globe
- Leveraging the human talent of the global Palestinian Community into each hub
- Providing value added services to global Palestinian customers
- Attracting capital and business to regional hubs and markets
- Acting as a bridge with home market in Palestine

MENA



GCC


Abu Dhabi, United Arab Emirates

Establishing a Global Banking Hub for 20 Million Palestinians Worldwide

- Obtained In-Principle Approval (IPA) for a Full Category 1 (CAT1) Banking License from the Abu Dhabi Global Market (ADGM)
- Aligned with Abu Dhabi's vision as the "Capital of Capital" — attracting global financial and human capital
- Unlocking USD 500B–1T in global Palestinian wealth through Abu Dhabi
- ADGM as BOP's regional and global headquarters, leveraging Abu Dhabi's financial ecosystem and talent base to scale operations
- Strategic springboard for regional and global banking activities
- Bridging the Palestinian diaspora with investment opportunities across the UAE, GCC, Palestine, and global markets
- Trusted DFI partner, positioned to play a leading role in post-war recovery and reconstruction
- Scaling the tech-startup ecosystem via Ibtikar Fund, Intersect Innovation Hub, Hub71, and soon 7Ventures

Core Business Offerings from the ADGM Platform

- Premier & Private Banking / Wealth Management
- Global Trade Finance & Cross-Border Payments
- Investment Access through strategic regional & international partnerships
- Gateway for investments and payment flows to Palestine — the platform of choice for post-war recovery and reconstruction



Riyadh, Kingdom of Saudi Arabia

- Exploring Opportunities in KSA through presence via Offshore Banking at King Abdullah Financial District-KAFD in Riyadh
- Leveraging Saudi Arabia's Palestinian Diaspora: home to one of the largest and wealthiest Palestinian communities in the Middle East, with over 500,000 members contributing significantly to the Kingdom's economy through prominent business and professional roles
- Engaging Saudi entities and regulators for strategic partnerships and investment in KSA by bringing Palestinian Global Wealth & Capital to KSA in line with Vision 2030:
 - Ministry of Economy and Planning
 - Ministry of Investment
 - Public Investment Fund - PIF
 - The Saudi Central Bank - SAMA
 - Capital Markets Authority - CMA




Regional Expansion

Bank of Palestine Cairo, Egypt

- Launched Cairo Representative Office in July 2025.
- Future development into a full-fledged banking operation capturing growth potential in the Egyptian market.
- Serving Palestinians in Egypt for their banking needs in Palestine.
- Acting as a hub for aiding reconstruction efforts and facilitating trade and economic development of Gaza post war.

Exploring Banking & Business Opportunities in Jordan

- Plans to establish banking services for our clients facilitating trade between the two countries.
- Providing Palestinians with banking services & products in Jordan and Palestine.



BOP Group Financial Highlights FY 2025

"Resilience in Adversity"

Strong Balance Sheet & Asset Quality

Assets

USD 10.7 B 27.4%^{YTD}

Net Loans

USD 4.0 B 4.4%^{YTD}
35.36% Market Share

Customer Deposits

USD 9.0 B 29.9%^{YTD}
41.71% Market Share

NPLs%

7.06%

Profitability

Profit before Tax & War
Impairment Provisions

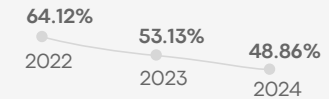
USD 196.2 M 8.4%^{YoY}
USD 181.0 M 2024

Net Profit

USD 57.0 M 304.2%^{YoY}
USD (27.9) M 2024

Operating Cost/Income%

49.63%



Strong Liquidity¹ & Capital Adequacy

Capital Adequacy

16.29%

Tier 1 %

14.04%

Loans/Deposits

44.00%

LCR%

899%

NSFR%

220%

Market CAP

USD 433 M
9% of PEX

Branches

100 Local Branches
3 Representative Offices

Employees

> 2,626
47.13% Female BOP Employees

Customers

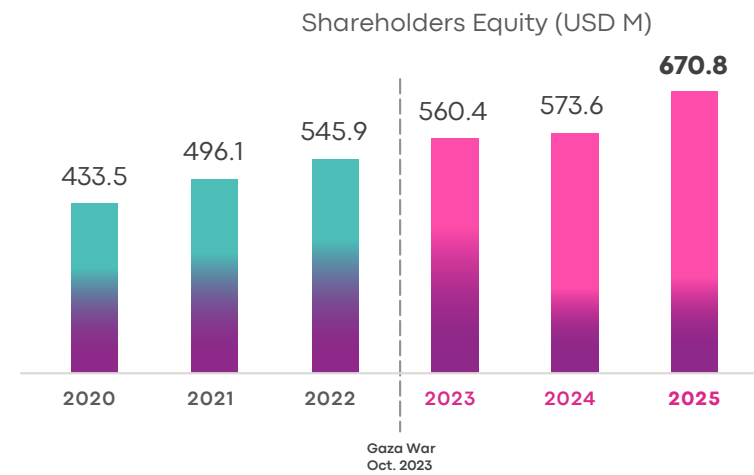
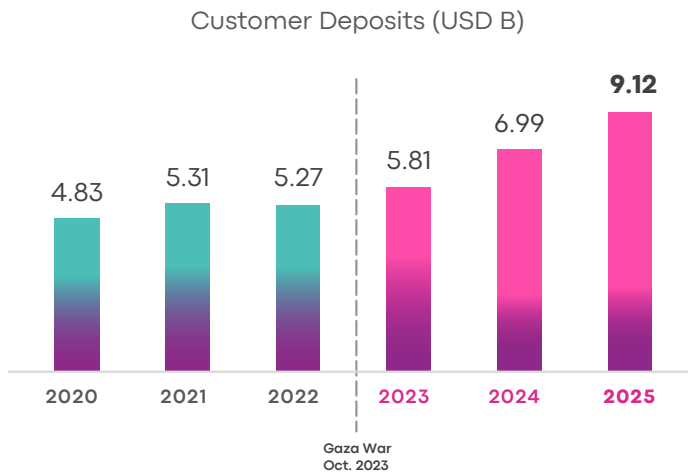
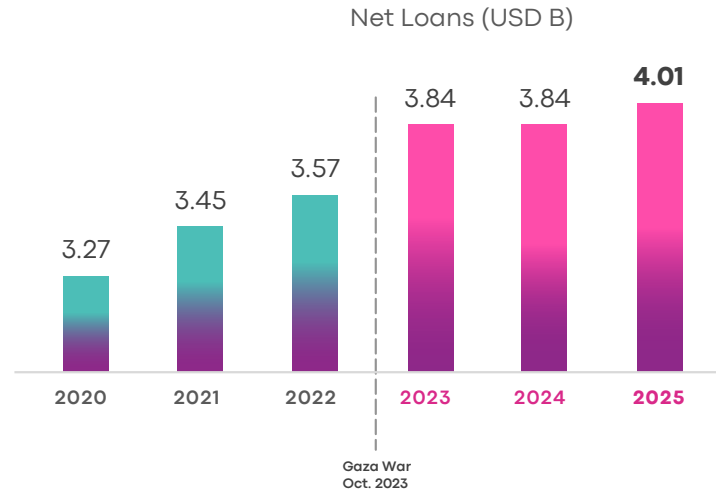
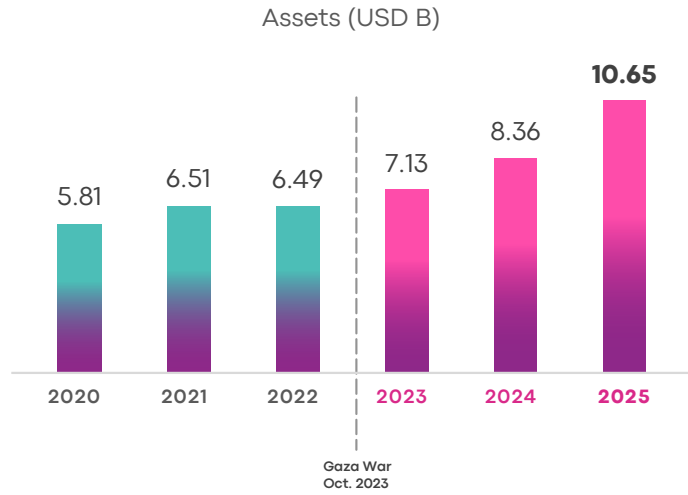
> 1.1 M

BOP Group Financial Statements Audited by Ernst & Young

¹ Despite the war and the impairment provisions recorded, the Bank maintains high liquidity ratios.

Balance Sheet FY 2025

“Consistent and Resilient Performance”

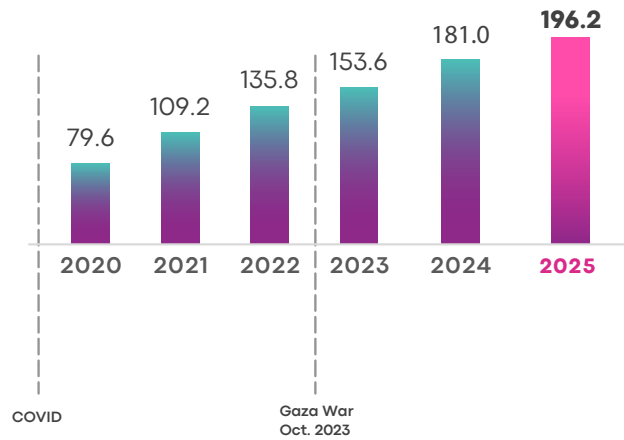


* 2023 going forward, financial ratios are not indicative of BOP's strong historical financial performance because of the war implications.

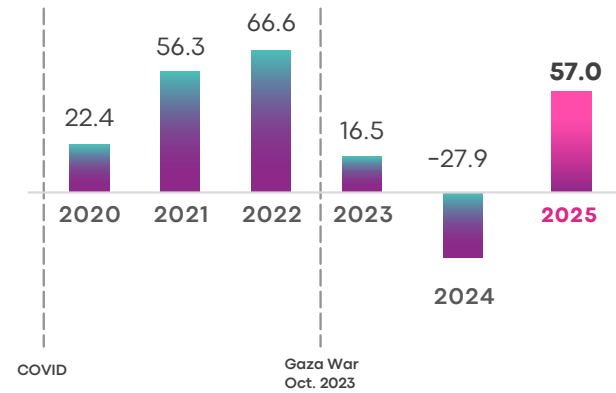
Income Statement FY 2025

“Strong Operational Performance Despite Adversity”

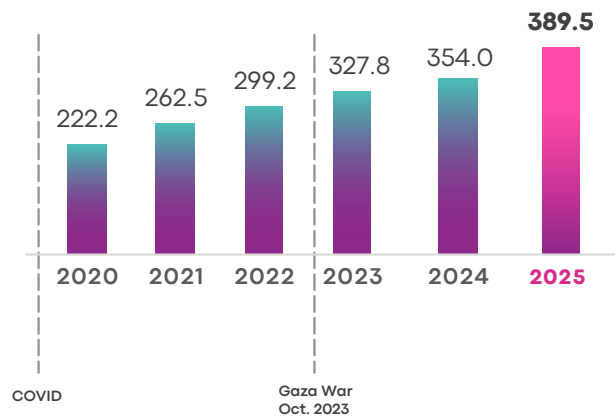
Profit before taxes and provisions (USD M)



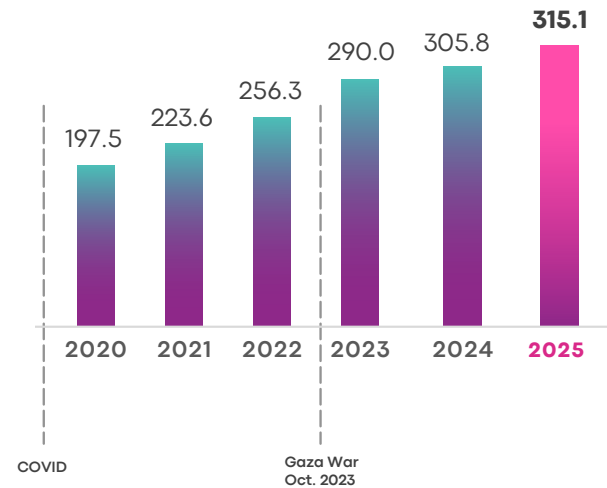
Net Profit (USD M)



Total Revenue (USD M)



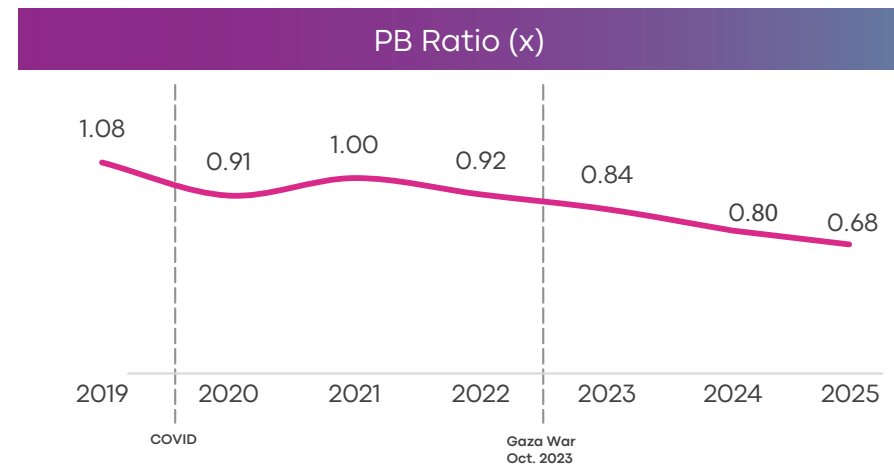
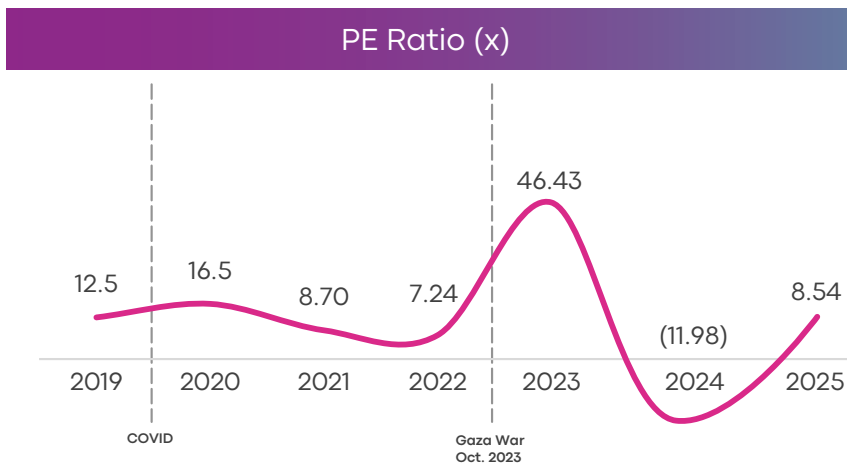
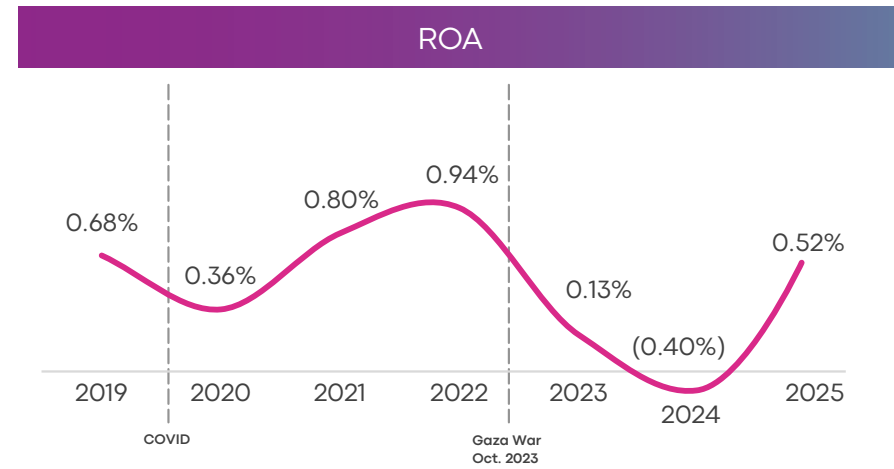
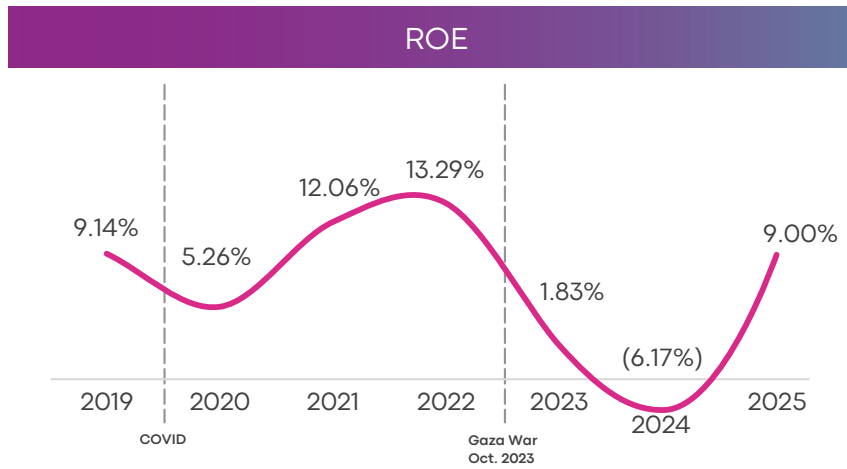
Net Interest & Commissions Income (USD M)



* 2023 going forward, financial ratios are not indicative of BOP’s strong historical financial performance because of the war implications.

Financial Ratios

"Weathering the Storm"



■ 2023 & 2024 Financial Ratios are not indicative of BOP's strong historical financial performance because of the war implications.

Invest in Bank of Palestine — Invest in Palestine’s Recovery and Reconstruction

“An Opportunity to Back a Resilient Bank at an Inflection Point”

Market Leader, Uniquely Positioned

- 65 years established Market Leader, Internationally Recognized, Trusted, and Uniquely Positioned
- Dominant market share in Palestine (39%)
- Driving financial inclusion among a young and underserved population (over 50% unbanked)
- Mobilizing diaspora wealth and expanding regionally through Abu Dhabi, Dubai, and Cairo

Strong Fundamentals & Resilience

- Consistent Profitability (ROE 9.00%)
- Steady Dividend Yield (5%)
- Diversified Income Streams
- Ability to perform under extreme adversity

Key Player in Reconstruction & Economic Recovery post-war

- Engaged with National & International Efforts
- Significant Demand for Financing
- Cross-border Trade

Digital Transformation

- Innovative digital banking solutions
- Enhance customer reach and efficiency through its Fintech Subsidiary

ESG

- Committed to sustainable practices and responsible banking
- Joint Venture in Renewable Energy & Energy Efficiency



BOP Share Overview¹ and Performance

“Consistent & Reliable Dividends to Shareholders”

Listed on Palestine
Stock Exchange

Symbol:
BOP

ISIN:
PS1004112600

Market Capitalization:
USD 433 M

Number of shares:
268,786,067

Closing Price:
USD 1.61

Item	Unit	2020	2021	2022	2023	2024	2025
Earnings per Share (EPS)	USD	0.10	0.25	0.27	0.04	(0.13)	0.19
Dividends Payout ratio	%	52	53	48	N/A	N/A	N/A
Dividend Yield ²	%	2.5	4.5	5.1	N/A	N/A	N/A
Market CAP	USD M	343	434	441	415	403	433
P/B ratio	x	0.9	1.0	0.9	0.84	0.80	0.68
Profit before taxes and provisions	USD M	79.6	109.2	135.8	153.6	181.0	196.2

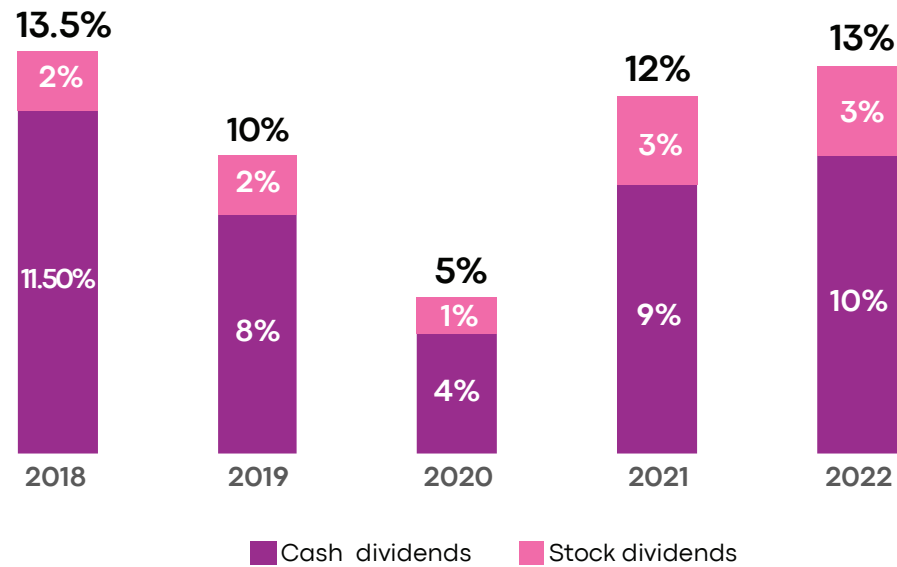
¹Based on closing price as of December 31, 2025.

²Steady dividend yield. Exceptions in years 2020, 2023 and 2024 due to the pandemic and the war on Gaza, respectively.

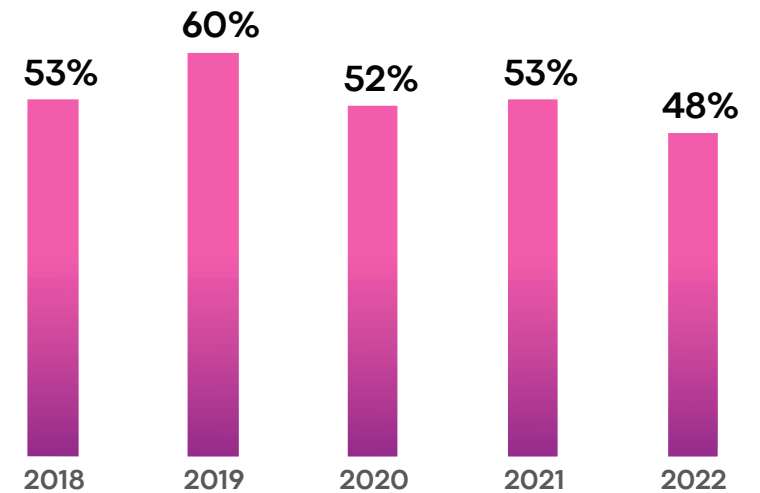
Dividend Distribution

"Steady Yield, Backed by Fundamentals"

Dividends distribution and their percentages of the Bank's capital



Dividends Payout Ratio



The bank recorded extraordinary impairment provisions to mitigate against credit risk and cash losses in Gaza from the ongoing war. These exceptional and temporary provisions have resulted in a significant decline in net profits for the years 2023 and 2024.

Impact: Leader in Sustainability & ESG

Adopting a holistic sustainability strategy:


- ESG KPIs and commitment to SDGs
- Promoting Sustainable Finance
- Developing a Sustainable Economy
- Gender Inclusion
- First bank in MENA and Asia with 50% balance at the Board level
- Investing in Youth
- Corporate Social Responsibility (CSR) with 5% of annual profits allocated



Green Loans



Scan our
Sustainability
Report



Important Information

Disclaimer

The information and opinions contained in this document have been compiled by Bank of Palestine from sources believed to be reliable and in good faith, but no representation or warranty, expressed or implied, is made as to their accuracy, completeness or correctness. The information contained in this document is published for the assistance of recipients, but is not to be relied upon as authoritative or taken in substitution for the exercise of judgment by any recipient. The bank does not accept any liability whatsoever for any direct or consequential loss arising from any use of this document or its contents.

Rounding

Rounding differences may appear throughout the presentation.

Download Copies of:

2025



Annual Report

2025



Financial Statements

2025



Earnings Release

For Further Information Please Contact:



Kamel Hussein

Chief Strategic Relations & Engagements Officer

Bank of Palestine

Mobile: +972599205630

Email: kamel.husseini@bankofpalestine.com

Catherine Halteh

Head of Investor Relations

Bank of Palestine

Mobile: +972599390429

Email: catherine.halteh@bankofpalestine.com



Updated:2/4/2026